



2026 RECITAL GUIDE

ALL YOU NEED TO KNOW ABOUT RECITAL, PICTURE DAY, AND REHEARSALS.

“EXPRESSIONS IN COLOR!”

Important Dates:

- February 5: T-shirt and DVD forms due
- March 9: Beginning of costume handouts. (IF account is paid in full)
- March 11: Gymnastics photos with Lindsey Ludvik. *At the studio. Pop-in anytime between 4:15-6:00pm
- March 28: Dance/Cheer Picture Day. Ticket Sales.
- March 23-27: Spring Break- Closed
- April 1: Season 13 Registration Opens. Pick-up placement letters on the 28th.
- April 16: Last Day of ALL regular classes for the season
- April 20: Spirit Day
- THURSDAY April 23: *MOST* Upper Level Classes have their Mandatory Rehearsal in PDC. Includes Level II Classes, Level III Jazz, teams, intermediate, advanced, solo/duets/trios & father/daughter. Check details pg. 17-19
- FRIDAY April 24: Mandatory Dress Rehearsal for all students. COSTUMES ARE REQUIRED!! *DO NOT BE LATE!
- April 25 & 26: Recital (6pm on the 25 and 2pm on the 26th).
- April 27th: Season 13 spots open to the public. Guarantee your spot by pre enrolling prior.

Index

Attendance.....	PG 2
Backstage Help.....	PG 8-10
Boys Hip-Hop	PG 13
Cheer Students	PG 15
Concession Stand.....	PG 11
Costumes.....	PG 12
*Classes that provide their own costume..	PG 13
Dress Rehearsal (Friday).....	PG 19-23
Dress Rehearsal: Upper Levels/Team..	PG 17-19
Dvd's	PG 6
Father/Daughter.....	PG 3
Glitter Policy.....	PG 14
Intermission/Leaving Early	PG 23
Hair & Make-Up	PG 14
Parent Meeting.....	PG 2
Picture Day	PG. 3-4
Practicing	PG 5
Precious Moments....	PG 8
Season 13.....	PG 24
Shout-Outs.....	PG 11
Showtimes.....	PG 16
Snow Days	PG 24
Spirit Day.....	PG 16
Spring Break.....	PG 24
Summer Classes.....	PG 24
Tickets.....	PG 6-7
T-shirts.....	PG 5
Under Costumes.....	PG 12
Upcoming Dates.....	PG 1
Waiting in Line.....	PG 17

PARENT MEETINGS

We will offer a few recital parent meetings when we re-open from Christmas break. To reduce the number of meetings, Meghan will host these during time frames that would allow the best attendance. It should work out for most families to stay a few minutes late or come a few minutes early to catch a meeting.

If you read and understand this guide, attending a parent meeting is really not necessary. If you would like to hear a run through of this guide in person and/or ask Meghan face-to-face questions, please attend one of the following options.

Monday 5:35pm: end of Dance Basics II (A) & Beg/Int.

Cheer: Right before Int. Clogging & Adv./Int Cheer

Tuesday 4:15pm: During Dance/Basics II (B) and cheer mini

Tuesday 5:15pm: Right after Jazz I and before int. clogging and dance basics I (A)

Thursday 4:00pm: Right before Dance Basics I (B)

Thursday 5:00pm: During Dance Basics III. The end of Boys I and right before Tap/Ballet I)

SECOND SEMESTER ATTENDANCE

Q: What happens if my child misses class during the 2nd semester?

A: Now that we are beginning recital routines, attendance is VERY important. Every time a student misses, we have tricks that we cannot run and formations we cannot fix. Please respect your classmates by avoiding unnecessary absences.

- For ALL cheer, intermediate & advanced levels, students that miss multiple classes WILL have their placement altered for routines.
- We do not spend time re-teaching choreography each week, so it is the student's responsibility to get a video from a friend.
- If a student is absent from 5 or more classes and/or becomes too far behind, we may remove them from the routine, OR ask them to go off stage for the portion that they do not know.

FATHER DAUGHTER DANCE

Q: What do Father's need to know for the father/daughter rehearsal?

A: The registration deadline for father/daughter has passed. This information is for currently enrolled dads. Dads need to attend the Thursday rehearsal, in costume, on April 23rd. We will run their routine somewhere between 7:00 & 7:30p and they can leave when they are done.

- They do not need to attend on Friday, and they do not need to attend picture day.
- They need to attend BOTH shows. If they want to sit in the auditorium, they must buy a ticket. Or they can wait in the lobby until their performance. They will come backstage two songs BEFORE intermission.
- Costume: ALL blue. It is rainy day themed. Please dress accordingly. Be creative. Dads AND daughters must provide their own costume.
- Practice Dates: 1:15-2:15pm on February 22, March 29, April 12 & 19

PICTURE DAY

Saturday, March 28th

Q: When & where will my child have their picture taken?

A: Pictures will be taken at the studio on March 28th. A specific schedule will be sent out and posted soon. Each class is given a 10-to-15-minute time slot between 8:30am and 4pm.

Q: Who will take the dance pictures?

A: Evan Schwanke Photography

Q: Is participation required?

A: No, participation is not required, but it is encouraged, as we display photos in the lobby each year. If you can't make it, that is no problem, but please let us know ahead of time, so we don't wait for your child.

PICTURE DAY CONTINUED

Saturday, March 28th

Q: How do I purchase pictures?

A: You do not need to purchase pictures unless you would like to. They make a perfect keepsake from year to year. We will send out order forms before picture day. These need to be filled out in advance and sent with a check/cash the day of pictures. Checks MUST be written to "Evan Schwanke Photography." One check is accepted per family, BUT please write the same check number on top of each order form. *Evan typically accepts Venmo too.

Q: How many order forms do I need?

A: You need an order form for every costume that you want photos purchased for.

Q: What does my child need on picture day?

- A: Hair and makeup should be done before arriving. We recommend they wear it like they will wear at recital. See recital hair/makeup guidelines on page 14.
- Students need ALL their costumes with the correct shoes, tights, and accessories.
 - They should dress as they will for recital.
 - One order form per costume.
 - NO BRA STRAPS should be visible with costumes.

Q: How will my child change on picture day?

- A: The gymnastics gym will be available for females to change. Feel free to set up mats to create your own changing space.
- Boys should use the bathrooms to change and should not be in the gymnastics gym.
 - Because boys will be using the restrooms, girls should NOT use bathrooms to change or apply make-up. Please use the gym.
 - Students should NOT utilize ANY of the gymnastics equipment while in the gym.

Q: Do you have any other picture day policies?

A: Yes, please try not to send any siblings or extra family members with your child. The waiting room is VERY busy and crowded. It is easier if we have less people.

PRACTICING FOR RECITAL

Q: How can my child practice at home for the show?

A: Recital music can be found on our website, shinepowerstudio.com, under the “recital music,” tab.

- We edit almost ALL our music. To ensure you are using the correct version of the song, please use the website.
- This tab also has the recital guide, tshirt/DVD order forms, and more attached to it.

Q: Can we get videos of our children’s routines?

A: We highly recommend that students in the upper levels bring cameras/cell phones and record their routines at the end of their classes. This has proven to be a great tool to help practice at home.

- Younger students: if a parent would like to pop in at the very end of class or if the students have access to a phone or camera, they can record also. We will ask parents to come in at the end of February.

Please do not upload these videos onto social media.


RECITAL T-SHIRTS

Q: Do we need to order recital T-shirts?

A: Ordering a recital shirt is optional.

Q: What do the shirts look like?

A: A picture of the 2026 recital shirt is shown below. Shirts will be coral with yellow and white font. Recital theme, studio name & year are shown on the front. There is nothing on the back.



Q: How much do the shirts cost?

A: Recital shirts are \$18 or \$22 for XL sizes.

Q: How do we order the shirts?

A: Order forms will be emailed out to everyone with the DVD forms, they are posted under the “recital,” tab on the website AND we will have extra hard copies on the front desk at the studio. These need to be filled out and returned to Meghan or dropped in the drop box at the front desk. Please include cash or checks written to “SPSG.”

You may write one check if ordering both shirts AND DVD’s.

Q: When will we receive our shirts?

A: Typically, t-shirts are delivered to the studio by the 2nd week of March. They will be put in your costume bag OR handed to your child directly.

RECITAL DVD'S

Q: Do we need to order recital DVD's?

A: Ordering DVD's is optional; however, no videotaping is allowed during the show. If you would like a copy of the full show AND backstage clips, a DVD must be ordered in advance.

Video Recording Copyright

***Please make sure you are not video taping routines with your cell phones. If you post any videos of your dancers at rehearsal (because video taping during the show is prohibited) please make them short, 30 second clips. Instructors have worked hard creating custom choreography for our students and they maintain the ownership of it. Sharing a full piece without the owner's permission is against studio policy. Thank-you for understanding!!**

Q: Who will be videoing the recital?

A: All & Any Media

Q: How much are DVD's?

A: DVD's cost \$36 for regular and \$38 for Blu-ray.

Q: How do I purchase a DVD?

A: Order forms will be emailed out to everyone soon AND we will have extra hard copies on the front desk of the studio. These need to be filled out and returned to Meghan or dropped in the drop box at the front desk. Please include cash or checks written to "SPSG."

Q: When will we receive our DVD?

A: DVD's will be mailed to the studio 6 to 8 weeks after the show. The studio will send out an email when they have been received. It is your responsibility to pick them up from the front desk at the studio during any open hours. Any DVD not picked up within 6 months of delivery will be returned without refund.

RECITAL TICKETS

Q: Do we need a ticket to watch the show?

A: Yes. Doorways to the auditorium are monitored. If you want to see the show, you must have a ticket, OR you must be signed-up as a backstage helper, in which case you can watch from the stage wing.

RECITAL TICKETS CONTINUED

Q: How much are tickets?

A: Tickets are \$17/each for children and adults (unless the child is young enough to sit on a lap.)

Q: How many tickets can we buy?

A: BECAUSE we sold out within 4 hours last year AND we want to ensure everyone gets some tickets, each family will be limited to 5 per show ON picture day.

- If you need more than 5 (per day), you can purchase them by asking the front desk to put you on our secondary list or by messaging Meghan AFTER picture day and then getting them from the front desk, the week after spring break.
- We will have extra, we just want everyone to get an equal share to start.

Q: What if I cannot attend picture day?

A: Missing picture day is no problem BUT you are responsible for reserving your tickets with Meghan IN ADVANCE. Once it hits 5pm on 3/28 (picture day), whatever is left over is up for grabs and they WILL be gone.

- If you won't be at pictures, email/message Meghan the week before pictures and tell her how many you will need. Warning: If you save 5, you will be obligated to purchase those 5.

Q: When do we get our tickets?

A: On picture day, the front desk will be set up where you can buy your tickets. If you want to ensure you get tickets, you need to buy them on picture day. Any tickets not sold during pictures, will be on sale up until recital or until sold out. It is likely that you may not get any if you do not purchase on picture day.

Q: Are tickets date/time specific?

A: Yes, you will need to request specific dates.

Q: Will you swap, buy-back or replace lost tickets?

A: Normally we will not buy back or swap tickets. If we are sold out, you can normally post online and find a buyer.

We also CANNOT replace lost tickets. Keep them safe. If they are lost, you will need to re-purchase.

PRECIOUS MOMENTS: ACTION SHOTS

Q: When are Precious Moments Action Shots?

A: Precious Moments Photography (Tanya Schwendinger of Lancaster) will be attending our dress rehearsal to offer you some amazing behind the scene images of our rehearsal. I attached a few examples from last year. The cost of ALL the images is \$25 IF you enroll within your portal by April 1st. Use the events tab and search PM Action Shots on April 24th to purchase.

- After the 1st, the cost for the photos is \$30.

Q: Do we need to purchase these photos?


A: These are optional. We just offer them as a keepsake but you do NOT need to order them.

Q: How many pictures will there be of my child?

A: If you order, you will receive ALL pictures taken during the evening. Last year she took and edited over 500 photos; however, we cannot guarantee how many pictures of your child there will be. The more routines and children you have, the more likely you will end with several photos.

- We offer this at a low cost because we do not know if your child will get 1 or 100 photos. This is the risk of purchase.

PM Action Shots, examples below:



BACKSTAGE HELPERS

Q: How many backstage helpers do you need?

A: We would like to have at least 5 helpers per changing room. This is about 28 total.

Q: Do we need a ticket if we are helping backstage?

A: You do not need a ticket during the show(s) that you are signed up to help, but you cannot watch from the auditorium.

BACKSTAGE HELPERS CONTINUED

Q: What does a backstage helper do?

A: Please view this before considering signing up. I have had trouble with backstage helpers not helping ALL children in the past. I love having extra help, but only if they are willing to assist as needed.

- Like last year, the doors to enter backstage will be monitored. This is because we had a lot of audience members/adults entering the backstage area in the past, AND we had children leaving their rooms without permission.
- It is important that we know every person that comes backstage for safety purposes. Backstage helpers will be given passes. Besides staff and students– no one else will be permitted backstage until the show is over without a backstage pass. Backstage helpers need to show their pass to the hall monitor and then be ready to help with the following tasks:

*Change costumes if needed.

*Take little students to the bathroom

*Line the classes up and organize their class order.

*Play games/help keep the children entertained.

*Make sure that the students are quiet when in the hallways and stage wings.

*Help head count and ensure the full class is present.

*We recommend you bring a notebook and/or clipboard to help you stay organized.

Q: Can I watch my child dance if I am backstage?

A: Similar to last season, we will allow backstage helpers to slip into the wing during their child's performances. If you have multiple kids, we are okay with you slipping in during their performances, but please ensure that another parent is comfortable waiting with the students you were monitoring. You cannot watch from the auditorium.

Q: How do I sign up?

A: Meghan will have a sign-up sheet in the waiting room on the weeks leading up to picture day. She will send an email when this is available. You can either come into the waiting room and add your name, OR email Meghan, and she can add your name.

- You will need to request a specific show or shows, and request a child's room, especially if you have multiple kids.

Q: How does the boy's room work?

A: We have roughly 45 boys this year. We are usually short on boy parent helpers, moms and dads willing to help in the boy's room are VERY appreciated. Please consider helping in the boy's room!

BACKSTAGE HELPERS CONTINUED

Q: Can we come backstage if we are not signed up?

A: No. It is important, for the safety of all students, that we know who is helping and that they are the only people in the rooms on their assigned day. It is also helpful to understand that, although Meghan may recognize you as a parent, our backstage helpers might not. If you are not signed up to come backstage, you should not enter during the show or intermission.

Other backstage information to know:

- Helpers's names will be displayed on the dressing room door, AND they will take a name badge from their assigned room.
- If you are signed up, we expect that you stay backstage during the entirety of the show and that you help ALL children (not just your own.) You cannot switch with someone mid-way through.
- If we can't get enough parents, we are open to responsible grandparents or adult siblings.
- Please plan to attend the Friday dress rehearsal at 6:30pm to help backstage/practice.

No men/boys in the girls changing rooms.

- Toddler boys/girls (ages 3-6) are sometimes mixed in one room.
- Backstage helpers are very important in helping make backstage go smoothly. Please ONLY sign up if you can ensure you will be helpful. This means being attentive to the children the entire time, taking notes on class orders, and helping EVERY child.

Q: Can I take my child before the show is over?

A: Because all students are in the finale AND because we have detailed lists to keep each child safe and accounted for, you CANNOT take your child home until the show is over.

- If a child is missing, it causes confusion and chaos. Do not jeopardize the importance of this rule and the safety of our students. This policy is firm. Plan accordingly to stay during the entire show.

Q: What items should I send backstage to entertain my child?

A: Please send quiet activities, such as books, games, iPads/tablets, crafts, or non-messy snacks. Anything that will help the kids pass time quietly while waiting to perform.

- IF your child has a cellphone/iPod/electronic backstage, it is crucial that they are NOT making any videos or taking photos in the changing rooms. We do not want to accidentally catch someone on camera changing. Please prep your child with this info. If they are caught filming/taking photos, they will have their phone confiscated.
- What you send backstage with your child is their responsibility. Labeling items with their name may be beneficial.

CONCESSION STAND

We need volunteers to provide the food/ drinks for the concession stand during Friday dress rehearsal and both recitals. All profits go towards any new equipment at the studio/gym.

- If you would be willing to donate or bring items for the stand, a sign-up sheet will be posted in the waiting room in March.
- Big thank-you to Sherri Seitz who will be running the concession stand for us. It is a big job and we are VERY grateful for her commitment and hard work.

SHOUT OUTS

We will be providing our optional, shout-out booth at all recitals again this year. The booth will have different candy, flowers, & small gifts for purchase.

- We will have pre-order sheets available at the studio during the weeks leading to the show. Pre-ordering will guarantee you get what you want; however, a booth is available during the shows too.
- Each shout-out will include an attached note for your special dancer. They are delivered to the students backstage. We hope that this will add extra convenience so that families do not have to worry about bringing in their own items.

Side Note: Sherri Seitz VOLUNTEERS her time and energy to help us with this.

Please treat her kindly. If your child is missing a shout-out, you can ask her respectfully, and she will happily assist you. We serve a lot of students at SPSG and although we do everything we can to avoid mistakes, they do happen. If we are politely made aware of a mistake, we will do extra to fix it.

COSTUMES

SPSG costume fees are NOT included within tuition. Costume fees were posted to portals in October. Any costumes not paid by February 1st will accumulate an overdue fee of \$15 per costume, per month. If you have paid 4th quarter tuition (billed out at the end of Feb. and due March 1st) AND you have paid your costume fee, your child will bring their costumes home around March 9th. If your account has any balance, please prepare your child that they will not be able to take their costumes home yet. If your account is paid in full and you are still missing a costume the week that we hand them out, please check with us as some costumes are back ordered until late March.


Helpful Costume Tips:

- Once your child's costumes are home, they can be taken out of their costume bags and hung on hangers to avoid wrinkles. Hang tutus upside down. Steam wrinkles out before picture day.
- Write your child's name/initials on ALL costumes, shoes, and accessories
- Students should NOT wear jewelry with their costumes
- Any girl's costumes that show their legs will have tights included. We have extra tights for sale for \$8, year-round, in case they rip. Fishnets are \$12.
- The correct dance shoes are required for pictures and performance. Make sure you know which shoes go with which costume
- Bras, leotards, or undershirts should NOT be visible under costume. More information on where to order nude undergarments can be found below.
- Students in cheer have a different set of guidelines. Please review these under the cheer section of this guide. ADVANCED CHEER STUDENTS- uniforms changed during season 10. Please review these changes in the cheer portion of guide.

WHAT TO WEAR UNDER COSTUMES

If you have an older student who needs a bra, OR if your child would like the ability to change without taking all items off, we highly recommend purchasing nude leotards or dance bras. Discount Dancewear and Just for Kix sells many great undergarments for all ages. If their straps match their skin tone or are clear, they can show minimally. Here is a link to an example:

<https://www.discountdance.com/dancewear/Womens-Plus-Size-Seamless-Camisole-Undergarment-Leotard/p/T704P?shop=Style&skey=undergarment+leotard&search=true&SortOrder=R&SID=2000884059>



CLASSES THAT NEED TO PROVIDE THEIR OWN COSTUMES OR ACCESSORIES

***You were not charged for any of these items.**

Clogging: Intermediate (A)- Boys need black joggers. *Leo D., Jaxson L., Elliott U.

Clogging: Intermediate (B)- Boys need black Pants. *Braydon H.

Clogging: Pre-Advanced- ALL students need Blue Jeans.
Boot leg, no holes, lighter denim. Photo attached for inspiration.



Cheer: Advanced- Black leggings. White Tennis Shoes.

Cheer: Beg/Int AND Mini- White tennis shoes and black under pieces.

Dance Basics I (A)- Boys need white, long-sleeve button up shirt. *Graham W.

Dance Basics I (B)- All students will need to use elastic or bobby-pins to secure hats to head.

Dance Basics II (B)- Boys need blue jeans. Medium denim with no holes. *Coby H. & Leo U.

Dance Basics III- Pierce needs to supply own pants. You guys can decide between black or jeans.

Jazz II: Boys need black pants. *Leo D., Jaxson L., Elliott U.

Jazz I: Coby will wear the same black pants that he will be given for “Charlie Brown.”

Jazz: Advanced- Tennis shoes- as close to white as possible.

BOYS HIP HOP

Q: What kind of shoes do boys wear for the recital?

A: Any clean tennis shoes. If you would like them to match your costume, that’s awesome. Otherwise, neutral colors are preferred.

GLITTER POLICY

PLEASE READ!!

The PDC auditorium has a zero glitter policy. I received a warning letter after the 2023 show because they found excess amounts of glitter in the dressing rooms and caked into the auditorium seats. If this policy continues to be broken, we will be banned from using their facility. This would be a horrible situation.

PLEASE HELP BY OBEYING THESE GUIDELINES:

- DO NOT bring any of your costumes (especially if they have sequins or glitter) into the auditorium unless they are put in bags.
- DO NOT sit in the auditorium with a costume on.
- NO loose or spray glitter should be added to costumes, hair, or make-up!
- IF you want to add a liquid glitter to your hair or make-up, it needs to be added BEFORE you get to the auditorium OR added outside.
- If you have a costume that comes with glitter on it (most of them do), please give it a solid shake outside before they wear it to the auditorium.

HAIR AND MAKE-UP

There are no “specific” hair or make-up requirements for recital. The only policies are as follows:

- Girls MUST have their hair tied up, off their neck and out of their face. We recommend ballet buns or slick ponytails.
- Girls should try and wear make-up that will enhance their facial features while on stage. We recommend mascara, blush, lipstick (reddish) and eyeshadow. Colors are your choice.
- If your child has a hat or sunglasses with their costume, their hair must still be up off their neck and face in some way. Plan accordingly. We also recommend you attach elastic to the hats/sunglasses so it stays on their head.
- THERE IS NOT TIME TO CHANGE HAIR BETWEEN ROUTINES!
- Try and arrive nice and neat. Extra piercings and long nails can be dangerous. In addition, messy hair, bright nails, extra facial/body hair or jewelry can distract the audience and separate the group. Do not ADD to your costume. Overall, classes should match.
- Toddlers (Dance Basics I) may wear their hair down in curls or half-up if they decide.
- If a costume has a hair accessory, it should be put on the child's right side of head.

Simple hair choices:



CHEER STUDENTS

Q: What kind of shoes do we need for recital?

A: All students need plain white tennis shoes. These can be purchased anywhere but must be white.

Q: What else do we need for the recital?

A: All cheer students need to have black spandex with black tank tops OR black leotards on underneath their uniform.

*Advanced Cheer students- We got advanced students NEW Season 10 purple, sequin tops this season. They will need to wear these with black leggings, white tennis shoes and NO hair bow. The tops need to be returned like our old uniforms.

Q: How do we get our uniform?

A: Miss Meghan will post a uniform rental in the portals in February. You can find these by searching April 1 in the “Events,” of your portals. These must be signed virtually within the portals. Then Miss Meghan will send the uniform home with your child at the beginning of March.

- Bows are yours to keep and are used year to year!
- Uniforms MUST be returned immediately after the Sunday show.
- IF you sign up to donate or bring items for our concession stands, you will receive a free uniform rental for the 2027 show.
- Make sure you write your name on your donated items so we give you credit.
- Take painters tape and use it to label your child's name in their uniform.

Q: What does our bow look like and what do we do with it?

A: Bows are the same as the 2025 season.
Big, teal and glitter.

- These need to be worn on top of the student's head with the ribbons in front. Pictured below:



- If you lost your 2025 bow, please email Meghan immediately. You can purchase a new one for \$10.

SPIRIT DAY

Monday, April 20

All Students are invited to dress up on our yearly spirit day. This is a great way to get our communities excited for the upcoming show.

- Students are encouraged to dress in anything dance, cheer, or SPSG related.
- Wear teal, purple, & glitter, or simply wear your SPSG jacket or recital t-shirt.
- Take a picture of your child and tag us on Instagram or Facebook. We will share ALL students' pictures.
- The top 5 most creative students win a prize and will have their pictures displayed in the lobby at recital.

SHOWTIMES

April 25 & 26

Q: What time are the shows?

A: The Saturday Show begins at 6pm, and the Sunday show begins at 2pm.

Q: How long are the shows?

A: Our recitals usually last around 3 hours long, including intermission.

Q: What time can we arrive for the shows?

A: We DO NOT open the main doors or backstage doors until 30 minutes before showtime.

- Other than staff, no one should be backstage early as we have no one to monitor your children.
- If you come earlier, you will be waiting outside.

WAITING IN LINE BEFORE THE SHOW

- Working together and being patient/kind is crucial to making this a positive experience.

PLEASE help us make waiting in line better by:

- Staying in a single file- even on the stairs!
- All auditorium seats are GOOD seats. Please do not become impatient while waiting for your spot.
- Please be patient and respectful to others in line. For the safety of our staff and students please no passing or shoving!

Student Entry: We have a separate line and door for STUDENTS and backstage helpers to enter. It is still at the front of the building and will open at the same time as the main doors. The benefit is that it will allow our dancers to skip some of the commotion of the ticket/audience line.

UPPER LEVELS AND TEAM REHEARSALS

Thursday, April 23rd

Q: Who is considered an upper-level dancer?

A: Level II, Level III, intermediate/advanced, team, solo/duets and trios and father/daughter will need to attend on Thursday and Friday this year.

- IF you are unsure, I will include a list of songs that NEED to come to this practice. You can also email me to double check. It is crucial you attend your practices so that we do not have to remove your child from the show.

Q: When is the upper-level rehearsal?

A: This year it will be held on THURSDAY, April 23rd.

Q: Where is the rehearsal located?

A: At the Prairie Du Chien High School Auditorium

UPPER LEVELS AND TEAM REHEARSALS CONTINUED

Q: Is attendance mandatory?

A: Yes!! I know some students have sports in the spring. This is the ONLY week all year that I require full commitment. Let your coaches know in advance. If you miss your rehearsal, you cannot perform in the recital.

Q: Do we need our costumes?

A: No. Costumes are not needed on this day but you could bring them to leave in your changing room.

Rehearsal Dress Code:

So that we can easily make corrections and begin to process lighting, students MUST wear appropriate dance attire with the correct shoes. Hair tied back. No bra straps. Students should wear black leotards with spandex shorts and tights (required for ballet students). If you are not in ballet, we still prefer that dress code BUT we will also allow you to wear all black/fitted clothing instead. *If you do not own a black leo, wear whatever is closest to plain/black.

Q: What time is the rehearsal?

A: A specific schedule will be handed out in March. Students will be given 10-15 minute time slots for each class anywhere from 3:45pm to 9:45pm.

*We know this may require some students to leave school early, please be understanding and plan accordingly!

Q: Do we have to stay that whole night?

A: No, you can come at your assigned time slot(s), and leave when all your classes are done.

Q: Does a parent need to attend?

A: No. Parents do not need to attend, but are welcome to sit and watch in the auditorium.

Q: Anything else we need to know?

A: Students will not be able to hang out backstage in their dressing rooms. Please stay in the auditorium/lobby during this rehearsal.

- Students should be able to leave items in the dressing room that night since they will be coming back on Friday.

UPPER LEVELS AND TEAM REHEARSALS CONTINUED

Q: Which day do I rehearse?

A: Time Frames TBA.

*This chart is also posted on it's own under the "recital tab," of the website.

MONDAY CLASSES	CLASS TIME	SONG TITLE	STYLE	DAYS OF REHEARSAL(S)
Team Jazz I	M 4:15-5:00	Proud Mary	JAZZ	Thursday AND Friday
Dance Basics II (A)	M 5:00-5:45	Little Red Riding Hood	TAP	Friday
Beg/Int Cheer	M 5:00-5:45	Diamonds	CHEER	Thursday AND Friday
Int Clogging (A)	M 5:45-6:15	Red Sox	Clogging	Thursday AND Friday
Advanced Cheer	M 5:45-6:30	Neon Lights	Cheer/Pom	Thursday AND Friday
Jazz II	M 6:15-6:45	Black Tie Event	Jazz	Friday
Team Clogging	M 6:45-7:30	Crocodile Rock	Clogging	Thursday AND Friday
Advanced Tap	M 7:30-8:00	In the Navy	TAP	Thursday AND Friday
Advanced Jazz	M 8:00-8:45	Pink Friday	JAZZ	Thursday AND Friday
Advanced Clogging	M 8:45-9:15	Black Betty	CLOGGING	Thursday AND Friday

TUESDAY CLASSES	CLASS TIME	SONG TITLE	STYLE	DAYS OF REHEARSAL(S)
Dance Basics II (B)	T 4:00-4:45	Red Wagon	TAP	Friday
Cheer Mini	T 4:15-4:45	Black Magic	CHEER	Friday
Jazz I	T 4:45-5:15	Lemonade	JAZZ	Friday
Int. Clogging (B)	T 5:15-5:45	Golden	Clogging	Thursday AND Friday
Dance Basics I (A)	T 5:15-5:45	Neon Lights	BALLET	Friday
Boys II	T 5:45-6:15	Charlie Brown	Hip-Hop	Friday
Jazz III	T 5:45-6:15	Green Light	Jazz	Thursday AND Friday
Tap II	T 6:15-7:15	Pink Panther	TAP	Thursday AND Friday
Ballet II	T 6:15-7:15	Rainbow	BALLET	Thursday AND Friday

WEDNESDAY & EXTRA'S	CLASS TIME	SONG TITLE	STYLE	DAYS OF REHEARSAL(S)
Team Jazz III	W 6:45-7:30	Black & Gold	Jazz	Thursday AND Friday
Team Hip-Hop	W 7:30-8:15	Guess Whose Back	Hip-Hop	Thursday AND Friday
Keira K. Solo	-	Labels or Love	JAZZ	Thursday AND Friday
Rhylinn S. Solo	-	You Stole the Show	Lyrical-jazz	Thursday AND Friday
Caydee Solo	-	Everybody Wants to Rule...	Jazz	Thursday AND Friday
Madi K. Solo	-	Neon Lights	Tumbling	Thursday AND Friday
Ayla J. Solo	-	Charlie Brown	Jazz	Thursday AND Friday
Erin/Tess/Tenley	-	Green Light	Clogging	Thursday AND Friday
Rhylinn/Kahlia	-	Ribs	Lyrical-Jazz	Thursday AND Friday
Malorie/Keira/Tatum	-	Pink Panther	Jazz	Thursday AND Friday
Rhylinn/Delaney	-	Dancin' in the Country	Clogging	Thursday AND Friday
Father/Daughter	-	Mr. Blue Skies	Jazz	THURSDAY

THURSDAY CLASSES	CLASS TIME	SONG TITLE	STYLE	DAYS OF REHEARSAL(S)
Dance Basics I (B)	TH 4:00-4:30	Box of Crayons	Ballet	Friday
Dance Basics III	TH 4:30-5:15	Pierce & the Pink Ladies	Tap	Friday
Boys I	TH 4:30-5:00	Green & Yellow	Hip-Hop	Friday
Tap I	TH 5:15-6:15	Brown Eyed Girl	Tap	Friday
Ballet I	TH 5:15-6:15	Colors of the Wind	Ballet	Friday
Team Jazz II	TH 5:00-5:45	You Can Call Me Al	Jazz	Thursday AND Friday
Inter. Tap	TH 6:15-6:45	Blue	Tap	Thursday AND Friday
Pre-Adv Clogging	TH 5:45-6:15	Courtesy of Red White Blue	Clogging	Thursday AND Friday
Inter. Ballet	TH 6:45-7:30	Holy Ground	Ballet	Thursday AND Friday
Inter. Boys	TH 7:00-7:30	Legend of Ron Burgundy	Hip-Hop	Thursday AND Friday
Adv. Ballet	TH 7:30-8:15	Indigo	Ballet	Thursday AND Friday
Int. Jazz	TH 7:30-8:00	Raspberry Beret	Jazz	Thursday AND Friday
Pointe	TH 8:15-9:00	Paint it Black	Pointe	Thursday AND Friday

FULL DRESS REHEARSAL: ALL STUDENTS

Friday, April 24th

Q: Who needs to attend this rehearsal?

A: ALL students who are performing in the recital. **BRING YOUR COSTUMES!!**

Q: Is this rehearsal mandatory?

A: Yes! No exception. This is the ONLY week all year that we require full participation.

Please plan accordingly. You cannot miss this practice OR be late.

- If that means you need to leave school early or carpool with someone else, make those arrangements in advance.
- If you have another sporting event, let your coaches know that you will not be available this day.

Q: Where is the rehearsal located?

A: At the Prairie Du Chien High School
Auditorium

FULL DRESS REHEARSAL: ALL STUDENTS CONTINUED

Q: How do we access the auditorium?

A: The address is: 800 E Crawford St. The doors used to access the auditorium are on the backside of the building (if coming from Boscobel). If you come from Boscobel and turn right by McDonalds, you will see it. Please DO NOT use the school doors.

The auditorium has its own set of large, glass doorways.

Q: What time do we need to be at rehearsal?

A: Each class will be given a ten minute time slot between 4pm and 6:00pm.

*Unless you rehearsed on Thursday.

- You CANNOT request a time OR be LATE. We will be given these spots based on the order of the show. Other than the 4pm slot, all students need to arrive 15 minutes BEFORE their given time. Because most students have multiple dances, it is best to assume your arrival time will be between 4:00 and 4:45pm. The schedule will be posted by March so that you can arrange as necessary.
- We had WAY too many kids arrive late last season. It is very important that you arrive early so we can stay on schedule!
- Upper-level classes, which rehearsed on Thursday, do not need to arrive until 6:00pm.
- A quick meeting will be held in the auditorium around 6:00pm before the full run through of the show in costume, begins.

Q: What happens when we arrive for rehearsal?

A: Between 4pm and 6:00pm, classes will be called up onto the stage. Each class will get 10-15 minutes to run their routines on stage and mark out formations with their instructor.

- When called up to stage, students will be shown their dressing room and be allowed to put their items into their room. We hope this will clear confusion and chaos when we go to run the full show.
- They CANNOT stay in their dressing room until 6:15 when we start the full run through, BUT we hope this will help them familiarize themselves with their new environment.
- They do NOT need costumes for the first portion of rehearsal, but they need to wear appropriate dance wear and must have their correct shoes. (We have Precious Moments Photography taking pictures during rehearsal. NO bra straps. Leotards with spandex shorts and tights should be worn just like in class when they arrive.)

FULL DRESS REHEARSAL: ALL STUDENTS CONTINUED

- Around 6:00pm, Miss Meghan will take a few minutes to talk and discuss backstage regulations. Students will be directed to put on their first costume (unless they are in cheer, they will put cheer on first for rehearsal) and wait until Miss Meghan calls them to line up backstage. Like last year, we will run cheer routines first and then run finale. Father/Daughter will not practice on Friday. They practice THURSDAY ONLY!
- After finale we will run the entire show, in costume, from start to finish. We will run it as if it's the real performance. Students will remain backstage at this point until they have done ALL their routines.
- IF you forget your costume, you WILL need to run home to get it. This is a DRESS rehearsal and costumes are REQUIRED.
- PM Photography is being paid to photograph the routines. If for any reason your child does not have their full costume, they will not get to perform while the professional photos are being shot.
- Backstage helpers need to attend and practice helping backstage for this too. Students can go home once they have performed all their routines.

Q: Is this practice long?

A: This is a long night. Please prepare to be patient and wait around quite a bit. There will seem to be several pauses and re-runs of numbers; this is because we hire professional light designers and need to take extra time to program lighting.

- Bring games, books, or simple toys if desired. We do try and get our younger students done by 8:30pm, but most kids will be at the auditorium until at least 10:00pm.
- *As long as EVERYONE is on time, we can keep things moving; however, if someone is late- it holds the entire rehearsal back for everyone.

CHEER ROUTINES- New from 2023!

Like the finale, we are going to run cheer routines OUT of order during rehearsal this season. We are planning to run the cheer routines BEFORE we do the finale run thru. This way we only set mats out once AND our mini's can go home earlier.

FULL DRESS REHEARSAL: ALL STUDENTS CONTINUED

Q: What do we need to bring to the practice?

A: Wear appropriate dance wear AND bring your costumes, dance shoes, and tights. Bring the correct undergarments too.

- We have a professional photographer this day. If your child has a sports bra under their costume, we will not use the photos.
- Dress like a performer!
- Bring some books or games. If you bring any toys or electronics, write names on them.

Q: Will dressing rooms be available when we arrive at 4pm?

A: No. Students should not use the backstage hallways or dressing room until Miss Meghan gives permission around 6:15pm.

- HOWEVER; as stated above, we will let students put their items in their rooms when they are called up for their run through.
- At 6:15pm, the backstage area will be opened, and students will remain in their assigned room until they are done with practice. Students can leave their costumes in the dressing rooms overnight.

Q: Do backstage helpers need to attend?

A: Yes, anyone signed up as a backstage helper should try and arrive by 6pm.

- We rely on our helpers A LOT. Attending the full show run-through is important for parents and students to understand what will happen.

Q: Will food be available?

A: Concessions will be sold all night Friday and during the shows on Saturday and Sunday. We will have lots of supper items so that you do not need to leave the building to eat supper. Please bring cash.

*You cannot send food from the concessions backstage DURING the Saturday/Sunday shows. If you want your child to have a snack, send it with them BEFORE the show. Mess free snacks only PLEASE!

Q: Do we need hair & make-up done?

A: Stage hair and makeup is not required, but please make sure girls have their hair up and neat. Because of the photographer we like the hair to be cleanly up., We don't need anything fancy but we encourage students to look like performers.

FULL DRESS REHEARSAL: ALL STUDENTS CONTINUED

Other Information:

- Once the full show starts running, students need to remain in their assigned dressing rooms, as they would for the real show. We do not have time to look for missing students.
- We strive to create a stress-free experience for the students and parents. If everyone arrives on time and brings the correct shoes/costumes, we can guarantee a smooth & fun evening. The SPSG staff knows what they are doing. Parents should try and stay calm and let us run the show. What seems hectic to you, is normal for us. Sit down and relax! Do NOT worry!!

Q: What do we do when we are done with our routines?

A: After ALL your routines have been performed, in costume, you can leave or sit in the auditorium and watch the other routines.

Q: What if at rehearsal we need to ask last minute questions, or buy tights or extra tickets?

- A: We will have a staff member ready to serve and help you at the front of the stage all night. Meghan needs to keep the evening rolling and will not be available for any questions.
- Need extra tights? We will have them at the front of stage. Need more tickets? We will have them at the front of the stage if not sold out. Need to pay a fee? We can accept payments at the front of the stage. Have a major question or concern? Staff is prepared to answer anything and will be ready to assist. Please treat them with the same respect that you would treat Meghan. They are fully instructed with responses from her.

*DO NOT get upset or yell at my staff. They are given strict guidelines on how to respond to questions. They are just the messengers.

INTERMISSION/LEAVING EARLY

- Please remember that students MUST stay backstage from start too FINISH of both recitals. Leaving early is NOT an option on Saturday or Sunday. Plan accordingly.

SUMMER CLASSES

- We will post our summer dance, cheer, and gymnastics schedule in March. Be on the lookout for the fun classes we will have this year!!
- Interested in trying out for our competitive dance team or joining the AAU gymnastics team? Summer courses are a requirement. Feel free to reach out for more details!

SNOW DAYS

Q: How many snow days are built into the semester?

A: We have four snow days built into the schedule (per day) without a make-up.

- We will send an email if we are closed, and we will always post on the SPSG Facebook page for cancellations. Always check before driving to classes. If you are ever concerned, and we did not close, please use your best judgment on travel.

SPRING BREAK

- We will have spring break March 23-27 unless we have too many snow days and need to use this week to make up classes.

SEASON 13!

We begin handing out our 2026-27 schedules/placements and expecting early enrollments for current students in early April.

- Current students get first dibs on spots before we open spots to the public on April 27th. Please grab your placement envelope BEFORE enrolling & review the handbook for any 2026-27 changes.
- We require a \$25/deposit PER CLASS this year. The deposit is non-refundable and will apply ONLY to that class. As long as you don't drop that specific class, it will be subtracted from your future fee.
- Reminder when registering for season 13 classes: your child is making an 8 month commitment. Dropping classes early should be reserved for families that move or have a major conflict arise. If you want to "test" a style of dance, please use the summer to do-so.
- Before enrolling, discuss the importance of commitment with your children and make sure they are going to participate for the FULL season. If a student/family drops more than 2 classes per season, we place a hold on your account. This allows us to prioritize spots to students with a strong standing of commitment.

We open spots to the public on Monday, April 27th.